

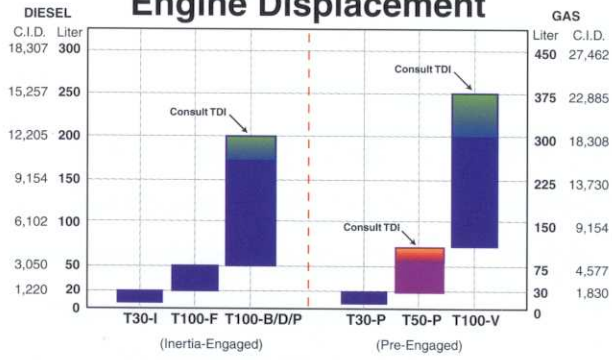
Specifications:

T50-P

TURBOTWIN™

Engine Air Starters

Starter Selection Chart Engine Displacement

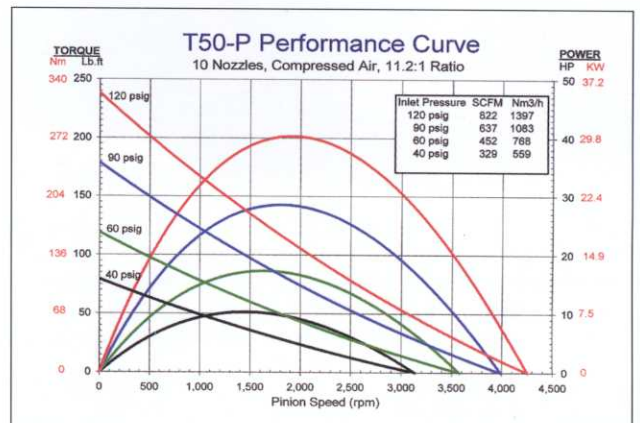
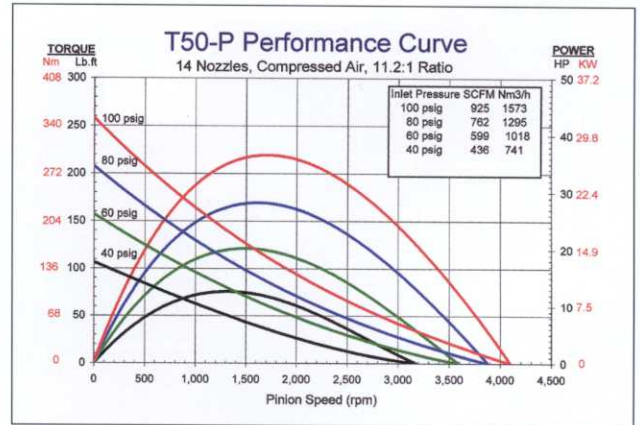
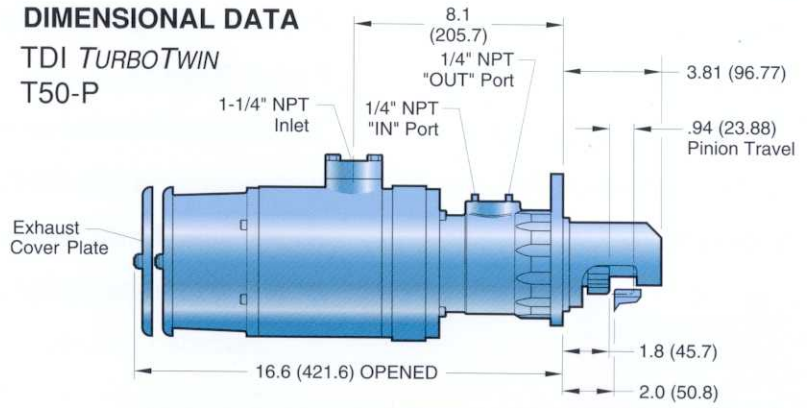


This selection chart shows basic starter capability by engine size. Note the chart shows four-stroke diesel engine size on the left and four-stroke, spark-ignited engine sizes on the right. Always consult TDI for application-specific capability.

Consult your TDI Distributor and the TDI Selection Guide before choosing a TDI TURBOTWIN starter for any application.

DIMENSIONAL DATA

TDI TURBOTWIN T50-P



At 34 lbs. and 6" in diameter, the compact T50 delivers 40 hp of cranking power.



SPECIFICATIONS

| | | | |
|-------------------------------------|---|---------------------|---|
| Engines: | Starts Engines up to 70 Liters (4200 CID) | Rotation: | (Facing Pinion Orientation) Righthand/clockwise and Lefthand/counter clockwise |
| Design Configuration: | Inline; Pre-Engaged | Air Supply: | Air Only |
| Common Pinion Configuration: | 6/8 Pitch, 11 Tooth | Lubrication: | Grease-Packed For Life, None Required |
| Mounting: | SAE 3 | Gear Ratio: | 11.2:1 |
| Horsepower: | | Custom: | Other models and configurations available. Consult your local TDI distributor. |
| Standard: | 40 hp (30 kW) Max. at 120 psig (8.3 BAR) | | |
| Low Pressure: | 35 hp (26 kW) Max. at 100 psig (6.9 BAR) | | |
| Weight/Size: | 34 lbs. (15.4 kg), 6" diameter (152 mm) | | |

Operating Pressure Range:

| MODEL | NOZZLES | PSI | BAR |
|--------|---------|----------|------------|
| T508-P | 8 | 45 – 150 | 3.1 – 10.3 |
| T510-P | 10 | 45 – 120 | 3.1 – 8.3 |
| T514-P | 14 | 45 – 100 | 3.1 – 6.9 |

For applications in the 60–90 psig (4.1–6.2 BAR) range, consult your TDI distributor for best nozzle configuration.

T50-P's grease-packed for life feature reduces wear, eliminates starter maintenance, and delivers a significantly longer starter life.



The T50-P's compact envelope and light weight make it a snap to install.

The Small T50 Provides More Than Enough Power to Start Any Mine Haul Truck



The T50-P provides reliable starting in any weather.



At only 34 lbs., one-person installation is a reality.